

Syllabus of Dances from The 7th Annual Ralph Page Legacy Weekend

Friday, January 14th through Sunday, January 16th, 1994

Memorial Union Building
University of New Hampshire
Durham, New Hampshire



Sponsored by
The Ralph Page Memorial Committee
of the New England Folk Festival Association, Inc

TABLE OF CONTENTS

Notes from the Editor.....	1a-c
The Ralph Page Legacy Weekend Schedule.....	2
Welcome Dance Party Program (Friday night, Jan. 14th, 1994)....	3
Welcome Dance Party Dances.....	4-8
"Al's Safeway Produce" by Robert Cromartie.....	4
"French Four" Traditional.....	4
"Forward Six & Back" Traditional.....	4
"Grand Square Quadrille" as called by Duke Miller.....	5
"Alamo Circle" by Tony Saletan.....	5
"Marian's Delight" by Carol Kopp.....	6
"Monadnock Reel" by Ralph Page.....	6
"Mary Cay's Reel" by David Kaynor.....	6
"Salmon Chanted Evening" by Steve Zakon.....	6
"Red River Valley" Traditional.....	7
"Little Log Cabin" Traditional.....	7
"Queen Victoria" Traditional.....	7
"Shut in a Pillbox on a Clear Afternoon" by Peter Temple..	8
"Rory O'More" Traditional.....	8
"The Nice Combination" by Gene Hubert.....	8
Steve Zakon's Workshop: "New Contras with an Old Feeling"...	9-10
"Rocket Reel" by Tod Whitmore.....	9
"94 South Street" by Bill Cochran.....	9
"Fox Hollow Fancy" by Jacob Bloom.....	9
"Fiddleheads" by Ted Sannella.....	10
"The Solstice March" by Chris Ricciotti.....	10
"Shadrack's Delight" by Tony Parkes.....	10
Ralph Page Retrospective (George Fogg, M.C.).....	11-21
"An Evening at East Hill Farm".....	11
Dance Programme.....	12
"A Brief Historical Summary".....	13-14
Dances:	
"Boston Two Step" an Old Tyme Dance.....	15
"Life on the Ocean Wave" ("Head Ladies Cross Over").....	15
"Lady Walpole's Reel" Traditional.....	16
"Holborn March".....	16
"Nellie Bly".....	17
"April's Hornpipe" by Ralph Page.....	17
"The Rose Tree".....	17
"Just Because".....	18
"Portland Fancy" Traditional.....	18
"Rye Waltz" a Couple Dance.....	19
"Smoke on the Water".....	20
"British Sorrow".....	20
A flyer from the East Hill Farm Weekend Nov 4-6, 1983....	21

George Hodgson's Workshop:

"Singing Squares from the 50's to the 70's".....	22-24
"Coming Round the Mountain".....	22
"I Like Mountain Music".....	22
"If You Knew Susie".....	22
"Manana".....	22
"I Want a Girl".....	23
"My Little Girl".....	23
"Pod's Right and Left".....	23
"When You Wore a Tulip".....	23
"Bill Bailey".....	24
"The Buffalo Quadrille".....	24
"Red Wing".....	24
"The Route".....	24

Open Mike Session Program (Saturday afternoon, Jan 15, 1994)..25

Open Mike Session Dances.....	26-29
"Partner's Delight".....	26
"Sneak Preview" by Claudio Buchwald.....	26
"Instant Basket" by Al Olson.....	26
"Happy Hobo" by Gene Hubert.....	27
"Saletan's Double Star" by Tony Saletan.....	28
"Newlywed's Reel" by Ted Sannella.....	28
"Dabney Hall" by Gene Hubert.....	28
"Scout House Reel", by Ted Sannella.....	28
(Simple Hot Hash).....	29
"The Lighted Sconce" by Glen Morningstar.....	29

Grand Dance Program (Saturday, January 15, 1994).....30

Grand Dance Dances.....	31-37
"The Whip" by Tom Hinds.....	31
"Love & Kisses" by Ted Sannella.....	31
"Wedding Bells" by Lou Shapiro.....	31
"Listen to the Mockingbird".....	32
"The Spanish Cavalier-O".....	32
"Pierce Hall Stroll" by Fred Breunig.....	33
"Go Halfway Round" by Ralph Page.....	33
"Reel your Partner" by Ralph Page.....	33
"Muriel's Tri-Contra" by Muriel Miller.....	34
"The Best Things in Life are Free".....	34
"Ma, He's Kissing Me".....	34
"Hull's Victory".....	35
"Contra for Margie" by Ted Sannella.....	35
"Angie's Fancy".....	36
"Unnamed Square".....	36
"British Sorrow".....	37
"Blackbirds of Spring" by Al Olson.....	37
"Gene's Genius" by Tony Parkes.....	37

Fred Breunig's Workshop: "Lesser-Known Chestnuts 2".....	38-39
"Green Mountain Volunteers".....	38
"New Century Hornpipe".....	38
"Bonnie Lass of Aberdeen".....	38
"Vermont Tempest".....	39
"Devil's Dream".....	39
"Morning Star".....	39
 Ted Sannella's Workshop: "Ted's Favorite Squares".....	40-43
"Fluid Drive" by Ted Sannella.....	40
"Swing Two Ladies" Ted Sannella variant.....	40
"Circle to the Middle" by Ted Sannella.....	40
"Follow the Leader" by Ted Sannella.....	41
"Pass Through and Do-si-do" by Ted Sannella.....	41
"Pioneer Polka Quadrille" by Ted Sannella.....	41
"Quadrille Joyeux" by Ted Sannella.....	42
"New Year's Eve Square" Ted Sannella variant.....	42
"Roger's Grand Chain" by Roger Whynot.....	42
"Virginia Reel Square" by Ted Sannella.....	43
"The Merry-Go-Round" Ted Sannella variant.....	43
 Sunday Farewell Party Program (Sunday, January 16, 1994).....	44
 Sunday Farewell Party Dances.....	45-47
"Concordance" by Ted Sannella.....	45
"Fiddle Hill Jig".....	45
"The New Floor's Revenge".....	45
"Chorus Jig".....	46
"Marching Through Georgia".....	46
"Old Gray Bonnet".....	46
"Wait 'til the Sun Shines Nellie".....	46
"Three, Thirty Three, Thirty Three" by Steve Zakon.....	47
"With Thanks to the Dean" by Steve Zakon.....	47
 Index of Dances.....	48-49

NOTES FROM THE EDITOR

Ralph Page was a man with a vision, the purpose of which helped to preserve a special tradition that we can still enjoy today. New England style contra and square dancing nearly died out with the advent of the jazz and modern ballroom dance craze that swept the dance halls of the 1920's and 30's. The old New England dances might have completely died off had it not been for the insight of people like Ralph Page who helped to carry on this tradition and bring it back.

I never fully appreciated the importance of this tradition and it's preservation until I attended my first Ralph Page Legacy Weekend a number of years ago. It was there that I first experienced a very different feeling from New England dancing. I learned from the old timers that had worked with and danced under Ralph, and the newer callers who knew Ralph in his later years that contra dancing was (and can be) smooth, gentle, yet strongly phrased, connected and zesty. It meant taking the time to fully enjoy a swing, or looking into another person's eyes during a "ladies chain," or reliving the memories of dances from years past through the callers, musicians and occasional recordings of Ralph Page himself. I left the weekend with an understanding and respect for New England dancing in its older, more traditional form, and a personal commitment to recreating and preserving those feelings in our dancing today. It is with great appreciation for these dance weekends and for Ralph Page (whom I never met) that I dedicate the work of preparing this syllabus. It is my hope that you will enjoy it as much as I have enjoyed preparing it.

My apologies for the late publication. Anyone who has worked on preparing these booklets in the past can appreciate the many hours that go into pulling this information together, as well as the fact that this is a volunteer effort.

I felt my role in preparing this syllabus was to pull together, as accurately as possible, the dances taught, and discussions submitted from the 7th Annual Ralph Page Legacy Weekend. In many cases I have offered my own ideas and explanations of interpreting these figures (when none were provided, or when the provided material seemed confusing). My hope is that you will find this effort helpful to you as you use this booklet.

I have provided 2 formats while presenting this material (particularly with the contra dances.) These are the musical phrase method (A1, A2, B1, & B2) and the phrase 1 through 8 method used in Larry Jennings' book, Zesty Contra's. Each number (1-8) represents one 8 count phrase. Since callers employ different methods to record dances, I felt it would be in the best interest to provide both. I personally prefer Larry Jennings' method.

Occasionally you will find parenthesis "(" around a set of numerals or instructions. This indicates important information to be aware of as follows:

When you find the parenthesis around a sentence or group of words, this is information to help clarify the associated figure (ie., "men facing out, women facing in.")

When the parenthesis is around a number followed by an x or 's this indicates how much to move or turn within a figure (ie., "Allemande left 1-1/2 x", or "Circle left 3/4's")

When the parenthesis is around a number without any associated text, this indicates the number of beats a particular movement is executed (ie., "Circle left 3/4's round (6), pass thru along (2), etc.)

I apologize in advance for any misspelling of names, titles, misdirected acknowledgements and unintentional omissions. Every effort was attempted within the time allowed to make sure all the information is as accurate and complete as possible.

Presentation of this material is in order as it appeared on the weekend schedule of the 7th Annual Ralph Page Legacy Weekend. Use the table of contents as a reference guide for this material. For your convenience, I have also provided an index of dances in alphabetical order in the back of the syllabus.

I would like to thank those who had an active part in helping to bring this information and syllabus together.

Ted Sannella sent me lots of valuable information from the Ralph Page weekend. Without this foundation to build on, this project might easily have taken longer and been harder to complete. This included a schedule of who called what dances and when, dances Ted collected from staff and open mike callers, notes he personally recorded from callers who did not write down their material, or who wrote them in a form that would be hard to decipher. (You will note that some of the dances, particularly the squares, the type style may be different and does not use the above mentioned music or phrase format. This is because in those cases I have used Ted Sannella's notes directly as they were sent to me.) When I had questions on particular figures, Ted was a valuable, helpful source of information, going so far in one instance as to play a recording to me by phone from his home in Maine of how one caller taught and called a dance so that I could understand better how to present this material in the syllabus.

Many thanks to George Fogg for provided me with "camera ready" information he prepared from the Ralph Page Perspective

session, along with the dance program, and detailed description of the dances. You may note that the typeset of this information differs for the same reasons as explained in Ted Sannella above.

Larry Jennings took the time to read over all of the dances compiled as well as my notes and explanatory text, checking this information for accuracy, consistency and spelling, adding his own comments and suggestions on how he would approach the same material. He has been and continues to be a personal and valuable resource of information by sharing his constructive comments as well as his philosophy and love of dancing and calling. I appreciate his assistance with this project and respect his commitment to good dancing and calling.

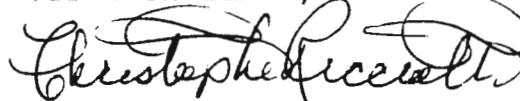
I would appreciate hearing what you liked, or disliked about the information provided within this syllabus. Your ideas, comments, and suggestions will provide a helpful guide for the future publication of these syllabuses. I encourage you to contact me directly, as well as the Ralph Page Memorial Committee of the New England Folk Festival Association as follows:

Christopher Ricciotti
65 Child Street #2
Jamaica Plain, MA 02130-3237
Tel. (617) 522-1115 or 1-(800)-LCFD-123


Ralph Page Memorial Committee
1950 Massachusetts Avenue
Cambridge, MA 02140
Tel. (617) 354-1340

Keep on dancing, and help keep alive the wonderful community spirit that is New England contra & square dancing.

Yours in dance,

A handwritten signature in cursive script, reading "Christopher Ricciotti". The signature is fluid and stylized, with the first and last names being more prominent.

Christopher Ricciotti

	STRAFFORD ROOM	CARROLL-BELKNAP ROOM	GRANITE STATE ROOM
<u>FRIDAY</u> 7:30 - 11:00 PM	WELCOME DANCE PARTY in Strafford Room - Music: Storm in the Tea NH Callers <u>D. Goodman</u> , <u>R. Sylvester</u> , <u>K. Wilson</u> , <u>P. Yarensky</u> plus staff callers		
<u>SATURDAY</u> 9:00 - 10:30 AM	<u>Steve Zakon</u> - "New Contrasts with an Old Feeling"		MUSIC WORKSHOP - <u>David Kaynor</u> "Fiddling That Makes 'em Dance"
10:30 - 11:00 AM	SNACK BREAK in Strafford Room Annex		
11:00 AM - 12:30 PM	RALPH PAGE RETROSPECTIVE in Strafford Room - M.C. <u>George Fogg</u> with staff callers "An Evening at East Hill Farm"		
12:30 - 1:45 PM	LUNCH in MUB Dining Area		
1:45 - 3:15 PM	<u>George Hodgson</u> - "Singing Squares from the '50s to the '70s"	<u>Fred Breunig</u> - "Improving Your Dance Relationships"	
3:00 - 6:00 PM	RALPH PAGE collection in Dimond Library, UNH will be open		
3:15 - 5:00 PM	OPEN MIKE SESSION M.C. <u>Ted Sannella</u>	HUMANIST - <u>Jill Linzee</u> "The Musical Landscape of New Hampshire"	
3:30 - 5:00 PM			
6:30 PM	BANQUET in Granite State Room, MUB		
8:00 PM - 12 midnight	GRAND DANCE in Strafford Room - <u>Staff Callers</u>		
<u>SUNDAY</u> 9:00 - 10:30 AM	<u>Fred Breunig</u> - "Lesser-Known Chestnuts 2"	<u>Steve Zakon</u> - "The Nuts and Bolts of Calling"	MUSIC WORKSHOP <u>Jeremiah McLane</u> (piano workshop)
10:30 - 11:00 AM	SNACK BREAK in Strafford Room Annex		
11:00 AM - 12:30 PM	<u>Ted Sannella</u> "Ted's Favorite Squares"	HUMANIST - <u>Andy Woolf</u> "A Scholar Explores the Ralph Page Collection"	
12:30 - 1:45 PM	LUNCH in MUB Dining Area		
1:45 - 3:45 PM	FAREWELL DANCE PARTY in Strafford Room - All Staff Callers and Staff Musicians		

Welcome Dance Party Friday, January 14, 1994 7:30-11:00 PM
Featuring New Hampshire callers, staff callers, and music by *Storm to the Sea*

1. Diane Goodman: CONTRA - *All's Safeway Produce*
2. Fred Breunig: CONTRA - *French Four*
3. Peter Yarensky: SQUARES - *Forward Six and Back*
Grand Square Quadrille
4. Ted Sannella: CIRCLE - *Alamo Circle*
5. Ruth Sylvester: CONTRA - *Marion's Delight*
6. Ken Wilson: CONTRA - *Monadnock Reel*
7. WALTZ

I N T E R M I S S I O N

8. Ruth Sylvester: CONTRA - *Mary Cay's Reel*
9. Diane Goodman: CONTRA - *Salmon Enchanted Evening*
10. George Hodgson: SQUARES - *Red River Valley*
Little Old Log Cabin in the Lane
11. Peter Yarensky: CONTRA - *Queen Victoria*
12. Ken Wilson: CONTRA - *Shut in a Pillbox on a Clear Afternoon*
13. Steve Zakon: CONTRA - *Rory O'More*
14. Diane Goodman: CONTRA - *The Nice Combination*
15. WALTZ

Welcome Dance Party Program
Featuring New Hampshire callers & staff callers
music by Storm in the Tea

4

7th Annual Ralph Page Legacy Weekend
Friday, January 14, 1994 7:30-11:00pm
Strafford Room

- 1) Caller: Diane Goodman
Title: "Al's Safeway Produce" by Robert Cromartie
Formation: Improper Duple Minor Contra Dance

A1 1- Left hand star
2- Allemande left neighbor (1-3/4x)
A2 3- Women allemande right (1-1/2x), then pass by right
shoulders to partner
4- Swing partner
B1 5- Circle left 3/4's
6- Swing neighbor
B2 7- Long lines forward & back
8- (Same 4) right hand star

- 2) Caller: Fred Breunig
Title: "French Four" Traditional,
adapted to contemporary preference
Formation: Proper Duple Minor Contra Dance

A1 1- All balance partner (4), 1's cross by the right
shoulder & go down outside to 2's original
position while the 2's move up (4)
2- All balance partner (4), & return to original
position, 1's crossing & going up outside while
2's move down and out (4)
A2 3&4- 1's balance & swing
B1 5- 1's down the center, turn as a couple
6- Return, cast off (same sex)
B2 7- Right & left over "
8- Right & left back "

- 3) Caller: Peter Yarensky
Title: "Forward Six & Back" Traditional
Formation: Square Dance
Music: Camp Town Races played or any New England Quadrille

Any intro, break, or ending

A1 1- Couple #1 goes out to couple #2,
circle 4 hands round
2- 1st man leaves partner there & goes alone to
couple #3 to circle 3 hands round while the 3 he
left forms a line of 3 with man #2 in the middle
A2 3- 1st man transfers woman #3 to his right and takes
her to couple #4 & circles 4 hands round
4- 1st man goes home alone while the 3 he left form a
line with man #4 in the middle
B1 5- (Lines of 3) Forward up six & back, 2 lone men
do si do
6- Right hand high, left hand low, passing women to
lone men to form new lines of 3

B2-B4 7-12: REPEAT B1 3 MORE TIMES

End with swing partners & promenade
Repeat figure for couples 2, 3, & 4

- 3) **Caller:** Peter Yarensky (continued)
Title: "Grand Square Quadrille" as called by Duke Miller
Formation: Square Dance

Any intro, break, or ending

Head women chain over & back (16)
 Head women chain to the right over & back (16)
 Grand Square* & reverse (32)

Head couples right & left over & back (16)
 Head couples right & left over & back with
 right hand couple (16)
 Grand Square* & reverse (32)

Head couples star right & back by left (16)
 Head couples star right & back by left with
 right hand couple (16)
 Grand Square* & reverse (32)

Head couple sashay over (men back to back)
 & sashay back (women back to back) (16)
 Head couples sashay over & back with right hand couple (16)
 Grand Square* (32)

- * = The grand square usually starts with the head couples facing each other and moving forward, the side couples facing their partner and backing away. For a variety, the head couples may be instructed to face their partner and back away while the side couples move forward toward the opposite side couple.

Ending: Head men & corners to center & back (16)
 Side men face corners
 From here Diagonal Grand Square & reverse (32)

Then end any way you like

- 4) **Caller:** Ted Sannella
Title: "Alamo Circle" by Tony Saletan
Formation: Large Circle Mixer
 (all couples facing toward the center)

A1 1- All go into the center and back (8)
 2- All go into the center and back again (8)
 A2 3- With your corner, allemande left once, hold on,
 right hand to your partner, balance (8)
 4- With your partner, allemande right 1/2, left to the
 next, balance (8)
 B1 5&6- Allemande left 1/2 (4), Swing the next (12)
 B2 7&8- Promenade, then face toward the center while
 joining hands in a circle (16)

- 5) Caller: Ruth Sylvester
 Title: "Marian's Delight" by Carol Kopp
 Formation: Improper Duple Minor Contra Dance
- A1 1&2- Balance & swing neighbor
 A2 3- Long lines forward & back
 4- Women allemande right (1-1/2x)
 B1 5- Gypsy partner
 6- Swing partner
 B2 7&8- Men allemande left (1-1/2x), scoop up neighbor with
 arm around waist as men allemande left (1/2x)
 more, then men use left hand to push off in a
 butterfly whirl (men backing up, women forward)
- 6) Caller: Ken Wilson
 Title: "Monadnock Reel" by Ralph Page
 (Adapted to contemporary preference)
 Formation: Improper Duple Minor Contra Dance
- A1 1&2- 1's balance & do si do, do si do below (or
 allemande left - original version)
 A2 3&4- 1's swing
 B1 5&6- Balance & swing neighbor
 B2 7&8- Women chain over & back
- 7) WALTZ & INTERMISSION
- 8) Caller: Ruth Sylvester
 Title: "Mary Cay's Reel" by David Kaynor
 (written for Mary Cay Brass)
 Becket Formation Contra Dance
- A1 1- Circle left (3/4's) with original neighbors (6)
 pass thru along (2) -passing neighbor by right
 shoulder
 2- Allemande left your next neighbor and return to
 original neighbor
 A2 3&4- Balance & swing original neighbor
 B1 5- Long lines forward & back
 6- Women allemande right (3/4's) -to wave formation (4)
 allemande left next woman (3/4's) to partner (4)
 while men take 2 small steps to their left
 B2 7&8- Balance & swing partner
- 9) Caller: Diane Goodman
 Title: "Salmon Chanted Evening" by Steve Zakon
 Formation: Improper Duple Minor Contra Dance
- A1 1- Allemande right with neighbor (1-1/2x)
 2- Men allemande left (1-1/2x)
 A2 3- Gypsy partner (right shoulders)
 4- Swing partner
 B1 5&6- Women chain over & back
 B2 7- Promenade 1/2
 8- Circle left 3/4's (6) pass thru to next (2)

- 10) Caller: George Hodgson
 Title: "Red River Valley" Traditional
 Formation: Square Dance (Singing Square)

Now the first couple out to the right and circle, go all the way around.
 Three ladies chain, three ladies chain down the valley, three ladies chain right
 back home.

On to the next, circle four hands around. Right and left thru. Right and left back.
 Swing with your Red River girl.

On to the next, circle four halfway. Inside arch outside under, dip and dive.
 You dip and dive six down the valley. You dip and dive six right back home.

Allemande left on the corner and a grand right and left halfway round.

When you meet your own, promenade that lady home. Promenade with your Red River girl

Repeat for second, third, and fourth couples in turn.

- Title: "Little Log Cabin in the Lane"
 Formation: Square Dance (Singing Square)

Four ladies form a right hand star, go all the way around.

Partner by the left go once around.

Four gents form a right hand star, go once around the ring.

Partner left all the way around to your corner by the right, partner left.

Take your corner and you promenade that corner maid.

You promenade the ring to that little old log cabin in the lane.

Repeat as above.

Repeat twice starting with the gents.

- 11) Caller: Peter Yarensky
 Title: "Queen Victoria" Traditional
 Formation: Proper Duple Minor Contra Dance
 Music: Scotland the brave (or any elegant reel or march)

- A1 1- 1's turn by the right (1x) to place
 2- 1's turn by the left (1-1/2x)
 (end in a wave across formation, 1's in center,
 men facing up)
 A2 3- Balance the wave (2x)
 4- 1's allemande 2's by the right (1x), (men make an
 extra 1/2 turn at end of allemande to face down)
 B1 5- Down the center 4 in line, 1's in center wheel
 around (turn as a couple) while the 2's turn alone
 6- Return, hand cast off
 B2 7- Right & left over (same sex)
 8- Right & left back " "

- 12) Caller: Ken Wilson
 Title: "Shut in a Pillbox on a Clear Afternoon" by Peter Temple
 Formation: Improper Duple Minor Contra Dance
 Date Written: 1970's

A1 1- Right hands across
 2- Left hands across
 A2 3- Men drop out in original position as the women
 continue with a left hand turn 1/2 more (4),
 balance partner (4)
 4- All swing partner on man's original side (8)
 B1 5&6- 1's cross the set, split 2's, & separate back to
 place & circle left (1x) -note: this is a vigorous
 move which should be executed briskly & carefully
 B2 7&8- Women pull across by the right hand and reverse
 swing (Ccw) with neighbor

Callers notes: Peter Temple wrote this dance in Amherst,
 Massachusetts while working in a basement office with no windows;
 yearning to be outside.

- 13) Caller: Steve Zakon
 Title: "Rory O'More" Traditional (Chestnut)
 Formation: Proper Duple Minor Contra Dance
 Music: Rory O'More

A1 1&2- 1's by right hand pull past partner & go outside,
 below one. 1's following the path of a 1/2 figure
 8: cast off with your same sex neighbor & form a
 long wave in the center of the set, partner in
 right hand.
 A2 3- Balance the wave (4), sashay to the right (4) past
 partner to reform the long wave (partner in left
 hand)
 4- Balance the wave (4), sashay to the left, end with
 partner in your right hand
 B1 5&6- Turn contra corners
 B2 7&8- 1's balance & swing

- 14) Caller: Diane Goodman
 Title: "The Nice Combination" by Gene Hubert
 Formation: Improper Duple Minor Contra Dance

A1 1&2- Balance & swing neighbor
 A2 3- Down the hall 4 in line, turn as a couple
 4- Return, bend the line
 B1 5- Circle left 3/4's
 6- Swing partner
 B2 7- Women chain
 8- Left Hand Star

- 15) Waltz

Steve Zakon's Workshop: "New Contrás with an Old Feeling"

7th Annual Ralph Page Legacy Weekend
 Saturday, January 15, 1994 9:00 - 10:30 am
 Strafford Room

Title: "Rocket Reel" by Tod Whitmore

Formation: Proper Duple Minor Contra Dance

- A1 1- 1's down outside (past 2 couples)
- 2- Up the center and cast off with the 2's
- A2 3- 1's allemande right (1/2x) joining left hand to neighbor
 to form a wave (4), balance the wave (4)
- 4- Allemande left neighbor (2x)
- B1 5&6- Hey for four, start with 1's passing right shoulders in
 the center
- B2 7&8- 1's balance and swing in the center

Title: "94 South Street" by Bill Cochran

Formation: Proper Duple Minor Contra Dance

- A1 1- 1's down the center, turn alone
- 2- Up the center and cast off proper with the 2's
- A2 3- 1's gypsy (1-1/2x)
- 4- Swing neighbor
- B1 5- 1's half figure eight above
- 6- 1's swing in the center, (end facing up toward original
 neighbor, men on the left, women on the right)
- B2 7- Allemande with same sex neighbor by the handy hand (2x)
 (men turn by the left, women by the right)
- 8- Switch hands and allemande (2x) - (men by the right,
 women by the left - end with the 1's in the center
 facing down ready to start the dance again)

Editor's note: It's important to pace yourselves during the
 allemandes so that the 1's end in the center at the exact same
 time ready to start at A1 again.

Title: "Fox Hollow Fancy" by Jacob Bloom

Formation: Four facing four around a large circle

- A1 1- All 8 forward and back (think of eightsome as a circle
- 2- All swing corner and form a square set, the center pair
 of each line of 4 being the heads.
- A2 3&4- Grand square, starting with heads walking forward to
 meet, sides facing partner and backing away
- B1 5&6- Reverse grand square
- B2 7&8- Sides pass thru, heads pass thru; all swing partner and
 reform lines of four facing original direction but with
 couples interchanged.

Steve Zakon's Workshop: "New Contras with an Old Feeling"
(continued)

Title: "Fiddleheads" by Ted Sannella
Formation: Improper Duple Minor Contra Dance

- A1 1- 1's cross over, go to left around one neighbor and step into the center joining in a foursome (with same sex neighbor and shadow)
- 2- Balance the circle (4), "Petronella" turn 1 place (4)
- A2 3- Balance the circle (4), "Petronella" turn 1 place (4) and the 1's turn an extra 1/2 turn to face partner
- 4- 1's swing partners
- B1 5- Down four in line - 1's in the center (4), 1's turn as a couple while 2's turn alone at ends of the lines (4)
- 6- Return up the center (4), 2's hand cast 1's 3/4's around (4)
- B2 7&8- Same 4 circle left 1/2 and swing neighbor

Title: "The Solstice March" by Chris Ricciotti
Formation: Proper Triple Minor Contra Dance
Written: 12/09/93

- A1 1- 1's down the outside, turn alone
- 2- Return to place
- A2 3- 1's down the center, turn alone
- 4- Return and cast off with the 2's
- B1 5, 6, & 7- 1's allemande right 3/4's (4), then #1 man turns a left hand star with #2's while #1 woman turns a left hand star with #3's - both stars 1x around (8), 1's meet in center and allemande right 1/2 (4), now #1 man star left with #3's and #1 woman star left with 2's (8)
- B2 8- 1's swing in the center

Author's note: This was written as an elegant style figure. Encourage dancers to take their time and enjoy the stars and allemandes to end with an 8 count swing. Most contra dancers will tend to speed thru this section of the dance and end up with a 12-16 count swing which may feel awkward and rushed.

Title: "Shadrack's Delight" by Tony Parkes
Formation: Improper Duple Minor Contra Dance

- A1 1- Do si do neighbor (1-1/4x) to a wavy line of 4 (end with 1's facing down, women in the center)
- 2- Balance the wave (4), all allemande right 1/2x - (men in the center) (4)
- A2 3- Balance the wave (4), men allemande left 1/2x (4)
- 4- Swing partner (end facing down)
- B1- 5- Down the center four in line, turn as a couple
- 6- Return, bend the line (or hand cast)
- B2 7- Right and left thru 1/2
- 8- Women chain 1/2

A RALPH PAGE RETROSPECTIVE. "An Evening at East Hill Farm"

Presented by George A. Fogg at the *Seventh Ralph Page Legacy Weekend*, Memorial Union Building, University of New Hampshire, Durham, NH, Saturday, January 15, 1994. As a remembrance, this is the evening dance party programme for Saturday, November 7, 1970. It was copied from Ralph's spiral notebook, in the collection housed at The University Library, Special Collections Department, University of New Hampshire, Durham, NH.

Square Dance Weekend at the Inn at East Hill Farm, Troy, NH November 6-7-8, 1970. Weekend Staff: Ralph Page (RP), Contras & Lancers. George Fogg (GF), English Country Dances. George Hodgson (GH), Squares. Roger Whynot (RW), Squares. Recorded music only.

Openers: Miserlou & Boston Two Step

GH Head Ladies Cross Over
Hello
When Payday Rolls Around

RP Lady Walpole's Reel
Waltz

GF Holborn March

GH Nellie Bly
Ends Turn In
Little Old Cabin

RP Ashuelot Hornpipe
St. Lawrence Jig

GF The Rose Tree

GH Left Hand Lady Under
Marching Thru Ga
Just Because

RP Portland Fancy
Polka [on a banjo]
Rye Waltz

GF The Black Nag
Cumberland Square

GH If You Knew Susie
When You Wore a Tulip
Smoke on the Water

RP Chorus Jig
Varsouvienne
Petronella

Cooler Offers: Waltz & Snack

A RALPH PAGE RETROSPECTIVE

"An Evening at East Hill Farm"

Saturday, November 7, 1970.

Seventh RALPH PAGE LEGACY WEEKEND, Jan 14-16, 1994
Memorial Union Building (MUB), UNH, Durham, NH
Strafford Room, 11 - 12:30 am

MC: George A. Fogg

Musicians: Susan Conger, David Kaynor, Bob McQuillen

Introduction - George A. Fogg

*** P R O G R A M M E ***

BOSTON TWO STEP (couple)

HEAD LADIES CROSS OVER (square) Geo Hodgson

LADY WALPOLE'S REEL (contra) Ted Sannella

HOLBORN MARCH (English longways) George Fogg

NELLIE BLY (square) GH

APRIL'S HORNPIPE (contra) Ralph Page on tape

THE ROSE TREE (English longways) GAF

JUST BECAUSE (square) GH

PORTLAND FANCY (double Sicilian circle) TS

RYE WALTZ (couple)

CHRISTCHURCH BELLS (English longways) GAF

SMOKE OF ^NTHE WATER (square) GH

BRITISH SORROW (contra) TS

WALTZ

The end (12:30 pm) arrived before it was possible to complete the above suggested truncated programme. Therefore two dances were omitted Christchurch Bells and British Sorrow.

Ted Sannella represented Ralph Page, whereas George Hodgson and myself represented ourselves. "April's Hornpipe" was substituted for "Ashuelot Hornpipe" using a tape of Ralph calling with the Southerners, an English dance band, at a Fall Weekend at The Inn at East Hill Farm.

A Brief Historical Summary. "Square Dance Weekend"
By George A. Fogg

After the death of Rod Linnel, the Inn's owner requested Ralph Page to continue the "Square Dance Weekends". (The 'weekend' was frequently referred to as the 'November Weekend'.)

Ralph invited me to be part of the Square Dance Weekend in 1969 and I accepted gladly. He said, "I'm throwing you to the wolves." I did not find this to be the situation at all. The campers were very warm and friendly. I remember very distinctly arriving late Friday night in a pouring rain storm. I ran into the hall to be greeted with a loud cheer. If these be 'wolves' so be it! They were the happiest pack of wolves in the world. I had nothing to fear.

It was a jolly fine weekend. I danced with good dancers and to excellent callers. No one got bent out of shape if all did not flow correctly and I recall many a hearty chuckle when we did a "wrong way Corrigan". Or Ralph, up to no good, would keep a male dancer in first man's position all during a contra - the poor chap never moving from the first spot, not able to figure out why he kept getting new lady partners.

The last meal was Sunday afternoon. Ralph gave a little farewell speech thanking everyone, doing all the courtesies that are necessary on such occasions. He always ended with the statement, "If you had a good time, tell your friends; but if you didn't, tell me and I'll do nothing about it. God Bless & safe Journey home."

One of the best parts was sitting up, after the dance party, with Ralph and George Hodgson. Late at night and into the morning, they swapped stories, gave each other help hints, exchanged ideas and programme notes. I was there listening and soaking it all up like a sponge. I was literally receiving instruction at the feet of masters.

The evening parties included a few international folk dances and some round or couple dances, which were not taught. As the crowd began to gather Ralph would put on a record or two. If you knew the dance, you could dance it--or not. If you did not know the dance, then you sat it out or asked another dancer to teach you. When enough dancers had arrived, the first of the leaders would begin, and we would go in rotation thereafter. Ralph referred to these folk and couple dances as "openers, in betweeners, breathers, closers & cooler offers".

No guest caller or leader was left out, as he invited them to lead/call a dance. This added enormously to the enjoyment of the evening's entertainment. I always marveled at how each guest was somehow woven in among the weekend staff. It was done without anyone becoming irritated, annoyed or having hurt feelings. To be sure some of the leader/callers were not top

quality, but every one was given an opportunity to present a dance or two. It was Ralph's way to give every one a fair chance.

I very much appreciated being on staff and having the opportunity to present English Country Dances to square and contra dancers. I was presented with the problem of selecting formations other than longways (contras) or squares. As time went on, I was able to acquire a better selection of records, to introduce a variety of dance formations such as big circle, Sicilian circle and double Sicilian circle.

I am grateful to have worked with and for Ralph Page. I am fortunate to have had 17 years of **Square Dance Weekends**. After Ralph left us, the sparkle left as well. There was one more weekend in 1985, the last. Ralph was unique - what else can one say?

* See Page 11 for programme notes. There is an entry for "RW" in Ralph's handwriting [a diagram, a single square with an 's'], which indicates Roger Whynot did not write down his dances.



BOSTON TWO STEP

An Old Tyme Dance.

*Formation: Circle of Couples.**Side-by-side position, near hands joined & face LOD.**Record: Folk Dance Michael Herman HM-3001***The Dance:****PART I.****Measures**

1-2 Do a **Pas de Basque** away from partner. (M Left, W Right) and then do a **Pas de Basque** towards partner.
(Pas de Basque is a Balance or English style Setting Step.)

3-4 **Walk forward 4** (start with outside foot). Turn towards partner to face RLOD.

5-8 Change hands & repeat the two setting steps & 4 walking steps, turn to face partner on fourth count.

PART II

1-4 Join both hands. Do a **Pas de Basque** (M's L & W's R). Take 2 **step-slides** (chasses) again M's L & W's R in LOD.

5-8 In closed Ballroom position, dance 4 **turning two-steps** moving CCW (LOD) around circle

*A Ralph Page Retrospective "An Evening at East Hill Farm".
Presented as an evening dance party from Ralph Page's "Square Dance Weekend" Saturday, November 7, 1970.*

Life on the Ocean Wave

(Fig. 1)

The head two ladies cross over and by the gentleman stand.
The side ladies cross over now and all join your hands.
Bow to your corner lady and bow to your partners all.
Swing that corner lady boys and promenade the hall.
Promenade, go once around, go once around the ring.

Repeat Fig. 1.

(Fig. 2)

The head two gents give right hands round and keep your steps in time.
Come back with the left, take hold of her hand and balance four in line.
The ladies swing in, the gents swing out, you balance the line again.
The ladies swing out, give your partner a swing.
The head two ladies chain across. Chain 'em on back.

Repeat Fig. 1 twice starting with the side two ladies.

Repeat Fig. 2 for the side gents.

Repeat Fig. 1 twice starting with the head two gents.

Repeat Fig. 2 for all four gents (with all four ladies chain).

Repeat Fig. 1 starting with the head couples, then again starting with side couples.

Lady Walpole's Reel traditional duple improper contra

A1 Actives, balance and swing the one below (16)
 A2 Actives, go down the center, turn alone (8)
 Return, cast off (8)

B1 Ladies chain, over and back (16)
 B2 Promenade across (8)
 Right and left through, back to place (8)

HOLBORN MARCH

Formation: Longways - Duple Minor

Source: Matthews, N. Ed. (EFDSS). Everyday Dances

Original: Wright's 'Compleat Collection of Celebrated Country
 Dances 1742

Record: Next Dance is.... Vol 1 PE 205
Dancing English 1 ED 114

Music: Barnes, P. English Country Dance Tunes
Everyday Dances

The Dance: AA B 4/4

A1 *First Couple Balance (set) & Cast Off one place, 2s move up
 All Two Hand Turn once around.*

A2 *Second Couple Repeat A1. All Two Hand Turn once around.*

B 1-8 *Right & Left Hands Across (R & L hand STAR).*

9-16 *First Couple Cross over, go below 2d couple who move up,
 and do Half Figure of 8 up through 2s.*

Notes from "Everyday Dances": It [Holborn March] is enjoying
 renewed popularity at the moment having recently been
 're-discovered' by Pat Shaw. (Dated 1969)

Original Description: The 1st cu. set cast off and turn. The
 2nd cu. do the same. The 1st and 2d cu. Hands across half round
 the same back again. Then the 1st cu. cross over and figure.

A Ralph Page Retrospective "An Evening at East Hill Farm".
 Present as one of the dances from Ralph Page's "Square Dance
 Weekend" evening dance party of November 7, 1970.

(Intro.)

Honors to your partner now. Bow to your corners all.
Join your hands and circle left, it's eight hands round the hall.
Circle eight, go once around and when you get back home
swing your partner once or twice and promenade her home.
Hi Nelly (response: Hi George), hey now Nelly Bly.

(Fig.)

The head two couples stand and balance, separate outside.
Lady go right, gent to left pass around the outside.
Go all the way round the ring, you pass your partner by.
Everybody swing your corner now and promenade the ring.
Hi Nelly (response: Hi George), hey now Nelly Bly.

Repeat Fig. as above.

Repeat Fig. twice for the sides, then twice for all four couples.

(Ending)

All join hands and circle left, swing your corners all.
Circle left around again, swing your corner there. Promenade.

April's Hornpipe by Ralph Page (tape with Ralph Page calling)

Triple improper contra

A1 Actives, allemande left the one below (#2), go 1½ (8)

Do-si-do the next below (#3) (8)

A2 All six, circle left go once around (16)

B1 Left hand star with the couple below (#3) (8)

Swing the one above (#2) (8)

B2 Those four, right and left through, over and back (16)

THE ROSE TREE

Formation: Longways Duple Minor

Source: Clark, S. Seven Midland Dances

Record: English Country Dances for Young Folk BR 5

Music: Barnes, P. English Country Dance Tunes
Clark, S. Seven Midland Dances

The Dance: AA BB 2/4

A1 1-8 **1st Man Right Hand Turn 2nd Woman, then Left Hand Turn.**
(1st Corners).

A2 1-8 **1st Woman & 2d Man Repeat A1. (2nd Corners).**

B1 1-8 **1st Couple Lead Down the Center, Turn In & Dance Back**
Up (skipping step) & Cast Off one place; 2s move up.

B2 1-8 **All Swing Partners (ballroom position).**

Note: The Rose Tree is also a morris dance from the village of
Bampton in the Bush, Oxfordshire, England.

A Ralph Page Retrospective "An Evening at East Hill Farm"
Presented as one of the dances from Ralph Page's "Square Dance
Weekend" evening dance party of November 7, 1970.

Just Because

Now the head two ladies chain right over. Chain the ladies right back home again.
 The side two ladies chain right over. Chain the ladies right back home again.
 Then allemande left your corner and do-si-do your own. Now take that corner girl and
 promenade her home.
 You promenade the ring and everybody sing, because, just because.

Repeat with right and left thru in place of ladies chain.

Repeat mixing ladies chain and right and left thru in random order.

Repeat with overlapping ladies chains and right and lefts thru in random order.

Portland Fancy traditional

Formation: Two couples alongside each other and facing two other couples, all
 arranged like the spokes of a wheel in a big circle

A1 Circle eight to the left, go once around (16)

A2 With the opposite two, right and left through, over and back (16)

B1 The same two ladies chain, over and back (16)

B2 All go forward and back (8)

Forward again, pass through to the next (8)

Smoke on the Water

Head couples bow down to your partner, swing her once around.
 Go right down the center, separate, go round outside.
 Come back home and do-si-do your partner.
 Allemande left your corner, partner right, it's a right and left grand.
 There'll be smoke on the water, on the land and the sea.
 Right hand to your partner, turn around and go back three. Left, right, left hand,
 go all the way around. Right hand to your partner, box the gnat and settle down.

Four gents center, make a circle, turn it once around. Do-si-do your partner.
 Gents star right when you come down.
 Star round in the center 'til your corner comes around.
 Allemande left your corner, partner right, a right and left grand.
 There'll be smoke on the water, on the land and the sea.
 Right hand to your partner, turn around and go back three. Left, right, left hand,
 go all the way around. Right hand to your partner, box the gnat and settle down.

Repeat all above starting with sides.

British Sorrow triple minor proper contra

A1 Actives go down the outside go below two.

Come up the center and cast off.

A2 Star by the right with the couple below.

Star by the left with the couple above.

B1 Six hands around to the right, go all the way around

B2 With the couple above, right and left thru, over and back.

t

s

SQUARE DANCE WEEKEND

at THE INN at Nov 4, 5, 6,

EAST HILL FARM

1983

TROY, N.H.

with

RALPH PAGE

Contras & Lanciers

GEO. FOGG


English Country Dances

GEO. HODGESON

Squares

ROGER WHYNOT

Squares



\$78.50

COST: \$78.50 per person full time. Part-timers accomodated and cost prorated. Deluxe accomodations at \$88.50 per person. Cost of weekend includes all meals, snacks, classes, parties, and use of the Inn's facilities including indoor swimming pool.

SQUARE DANCE WEEKEND begins with supper, Friday evening, November 4th and closes with the noon meal Sunday, November 6th, 1983.

Please send \$10.00 per person advance registration to assure you space.

Call or mail your reservations to:

Ralph Page
117 Washington St.
Keene, N.H. 03431

phone (603) 351-5006
The Inn (603) 242-6495

With this superlative staff, plus excellent home-cooked meals (served country style) along with a fine dancing area that has good accoustics, you are assured of having a good time. TELL YOUR FRIENDS! Better yet - bring them!!

Saturday - "Singing Squares from the '50s to the '70s" 1:45-3:15 PM

1. Coming Round the Mountain

Head two couples ladies chain, side two couples swing.
 You chain 'em round the mountain, chain 'em home.
 Side two couples ladies chain, head two couples swing again.
 You chain 'em round the mountain, chain 'em home.
 Allemande left your corner, walk by your own, swing the next lady that you meet.
 Promenade that lady, promenade that little baby, round the mountain promenade.

Repeat as above starting with the sides.
 Repeat using right and left thru in place of ladies chain.
 Repeat using right and left thru starting with the sides.

2. I Like Mountain Music

All four gents promenade the outside of the circle.
 Four ladies form a right hand star and turn it once around.
 Do-si-do your partner. Step right back and bow to her and swing her.
 Then allemande left your corner, do-si-do your own.
 Now take that corner girl and promenade your corner home.

Repeat three more times.

3. If You Knew Susie

(Intro.) -

Join hands with Susie, circle left with Susie.
 Circle to the right, go the other way round.
 Swing so classy with your fair lassie. Allemande left and a grand right and
 left around. You meet Susie's sister, there's Mary Jane, there's little sister.
 Now promenade go down the lane. Swing.

(Fig.) -

Head gents bow to Sue, head couples right and left thru.
 Side gents bow and you do the same.
 Four ladies chain, it's a 3/4 chain, go by two. What a future she possesses!
 Do-si-do your corner, go home and you swing.
 Swing that little lady round. Promenade all the way round.

Repeat as above.
 Repeat intro. break.
 Repeat fig. starting with the sides.
 Repeat intro. break.

4. Mañana

The ladies to the center now and back to the bar.
 The gents up to the center and you form a right hand star.
 Right hand star go halfway round and now it's left hand back.
 Take that girl along with you and keep right on the track.
 The ladies they swing in, the gents they swing out.
 Promenade the other way, go all the way about.
 The gents they swing in again, the ladies they swing out.
 Drop that girl, pick up the next and keep right on the track.
 Mañana, mañana, swing. Mañana is soon enough for me.

Repeat three more times.

George Hodgson's dances (continued)

"Singing Squares from the '50s to the '70s" (continued)

5. I Want a Girl

Head two couples bow to your partner, then you will promenade. Half way round outside.

Right and left right down the middle. Head ladies chain to the right.

All four ladies chain across the set. Chain 'em right back again, you're not through yet.

Then you promenade that little girl. She's kind of like the girl that married dear old dad.

Repeat with ladies chain to the left (instead of right).

Repeat for side couples with ladies chain to the left.

Repeat for side couples with ladies chain to the right.

6. My Little Girl

Head couples promenade around the outside, round the outside, go all the way round.

Head ladies chain down the center, chain 'em back again.

Head ladies chain to the right, chain 'em back.

Head ladies chain to the left, chain 'em back.

Do-si-do your corner lady, do-si-do your own. Allemande left your corner, right hand to your own. Balance to your partner, grand right and left all the way around. Promenade around the ring.

Repeat for the sides.

Repeat for all four couples with ladies grand chain, then head ladies chain to the right (over and back) and to the left (over and back).

7. Red's Right and Left (music: Golden Boy)

Head two ladies chain to the right. Head gents take that girl, face to the left and right and left thru.

New head ladies chain to the right. Take that girl, face to the left and right and left thru.

Swing your corner. Take that corner and promenade the ring.

Repeat as above.

Repeat twice for the sides.

8. When You Were a Tulip

The head two couples bump-sa-daisy, go halfway round and swing her.

The side two couples right and left right thru.

Allemande left your corner, do-si-do your partner.

All four gents go right straight across. Swing that opposite lady.

Now take that corner girl and promenade.

Repeat as above.

Repeat twice starting with the sides.

9. Bill Bailey

Four gents star by the left, go one time around.
Take your partner along with an arm around.
Gents back out, ladies in, star promenade and then.
Whirlaway with a half sashay, gents star right.
Ladies you back track, twice around you go.
The second time you meet him, turn by the left elbow.
Promenade your corner, promenade and sing, Bill Bailey won't you please
come home.

Repeat three times.

10. Little Old Log Cabin in the Lane
(see Friday dance notes)

11. The Buffalo Quadrille (music: Silver and Gold Two-step)

Join hands, circle right. Circle left.
Balance, turn halfway round.
Balance, turn halfway round.
Four ladies chain. Chain 'em back.
Gents roll back, pick up your corner. Promenade that corner maid.

Repeat three times.

12. Red Wing

First couple out to the right, you circle four halfway.
The inside arch, the outside under, you dip and dive, over and then below.
On to the next and circle four hands around.
Swing with the opposite lady. Swing her lightly and hold her tightly.
Go back and swing your partner.
On to the next and circle four halfway.
The inside arch, outside under, dip and dive, over and then below.
When you're home you swing your own.

Allemande left the corner lady, grand right and left now, half way round now.
When you meet your own you promenade her.

Repeat for second, third, fourth couples in turn.

13. The Route (music: The Kitchen)

The head two couples out to the right and circle four.
Break right out to a line of four.
Forward eight and back you go.
Ladies chain across. Ladies chain down your line.
Ladies chain across. Ladies chain down your line.
Promenade that lady, promenade the ring.

(break)

Do-si-do your corner, do-si-do your own.
Four gents star by the right.
Turn your partner by the left, your corner by the right, partner by the left.
Swing your corner.
Promenade the ring.

Repeat as above. Repeat twice for the sides.

1. Judy Qaden: CONTRA - *Partner's Delight*
2. Judy Greenhill: CONTRA - *Sneak Preview*
3. Larry Jennings: CONTRA - *Instant Basket*
4. John McIntire: SQUARE - *Happy Hobo*
5. Steve Boylan: SQUARE - *Saletan's Double Star*
6. Sylvia Miskoe: CONTRA - *Newlywed's Reel*
7. Ed Hall: CONTRA - *Dabney Hall Contra*
8. Ann Cowen: CONTRA - *Scout House Reel*
9. Marianne Jackson: SQUARE - *Simple Hash*
10. Annette Kirk: CONTRA - *The Lighted Sconce*
11. WALTZ



Open Mike Session
 M.C.: Ted Sannella
 Music by Fresh Fish.

7th Annual Ralph Page Legacy Weekend
 Saturday, January 15, 1994 3:15-5:00pm

- 1) Caller: Judy Ogden
 Title: "Partner's Delight"
 Formation: Proper Duple Minor Contra Dance

A1 1- Circle left (1-1/4x) putting the men above the women
 2- Men arch, women go under arch and around partner to a line of 4 facing down the hall (men in the center, women on the outside, all standing next to partner)
 A2 3- Down four in line, turn as a couple
 4- Return
 B1 5&6- Balance & swing partner
 B2 7- Women chain
 8- 1's 1/2 figure 8 above
 (crossing & going up between 2's)

- 2) Caller: Judy Greenhill
 Title: "Sneak Preview" by Claudio Buchwald
 Formation: Improper Duple Minor Contra Dance

A1 1- Do si do neighbor (1-1/2x)
 2- Gypsy next neighbor 1x
 A2 3&4- Balance & swing original neighbor
 B1 5- Circle left 3/4's
 6- Swing partner
 B2 7- Women chain
 8- Left hand star (1x)

- 3) Caller: Larry Jennings
 Title: "Instant Basket" by Al Olson
 Formation: Improper Duple Minor Contra Dance

A1 1- Circle left
 2- Star left (till the 1's are above the 2's)
 A2 3- 1's go down the center, turn alone
 4- Return, cast off in HSWP*
 B1 5&6- Basket Swing (Keep HSWP* with neighbor, women putting right hand on partner's left shoulder, and each man grasping the other's right wrist with his left hand)
 B2 7- Long lines forward & back
 8- 1's swing partner in the center

3) Caller: Larry Jennings (continued):

Callers notes:

* HSWP (half shoulder-waist position) has the man's right arm around the woman's waist, her left hand perched on his right shoulder.)

The B2 given above is the action specified by the composer. In order to illustrate an additional use of HSWP and a way to allow everyone to swing in the sequence "all swing partner; circle with the next couple" without undue crowding in the center, we danced this variant at RPLW: End the B1 still in HSWP with neighbor in the position of long lines. Then, for B2, go forward (2) and join free hand with partner's free hand. The man then steps back and to his left drawing an initially resisting partner into swing position (2). Swing partner on a right diagonal from the old neighbors, or the left diagonal from the new neighbors.

The action of the first four counts of the B2 variant might be called "(Men) give (neighbor) and take (partner)." but some object to any implication that a man has the authority to give away (or take) a woman. Thus, bearing in mind that dancers agree to traverse a certain path to get to a certain place at a certain time to carry out a certain activity with a certain person, I often call the action by the word that conveys all that info: "TRYST."

4) Caller: John McIntire
 Title: "Happy Hobo" by Gene Hubert
 Formation: Square Dance

- A1 Heads go forward and back.
 Heads pass thru, turn right, go single file around one (lady leads) into a line of four at the sides.
- A2 Lines forward and pass thru.
 Gents swing the lady on your right.
- B1 With your corner, allemande left 1½.
 All go into the center and back.
- B2 Heads right and left thru, sides right and left thru, head ladies chain (overlapping figures).

Repeat for the sides
 Repeat entire dance.

- 5) Caller: Steve Boylan
 Title: "Saletan's Double Star" by Tony Saletan
 Formation: Square Dance

A1 1- Head couples forward & back
 2- Head couples to the center with a left hand star
 (till you meet your corner)
 A2 3- With the side couples make 2 right hand stars
 4- Head couples to the center with a left hand star
 B1 5&6- Balance & swing corner
 B2 7&8- Promenade corner to men's home place

- 6) Caller: Sylvia Miskoe
 Title: "Newlywed's Reel" by Ted Sannella
 Formation: Proper Duple Minor Contra Dance

A1 1- 1's turn partner by the right (1/2x) & give left
 hand to neighbor forming a wave of 4 across (men
 facing down, women up, 1's in center) (4), balance
 the wave (4)
 2- Allemande left neighbor (2x)
 A2 3- 1's in the center single file promenade: active
 women walk up the center, active men down the
 center
 4- Actives turn alone & return to partner in 4
 generous steps (4), turn partner by left 1x (4)
 B1 5&6- Swing neighbor (end facing across)
 B2 7- 1's 1/2 figure 8 around the 2's
 8- 1's do si do

- 7) Caller: Ed Hall
 Title: "Dabney Hall" by Gene Hubert
 Formation: Improper Duple Minor Contra Dance

A1 1- 1's split 2's up outside & back to place
 2- 1's swing partner
 A2 3- Down four in line (1's in the center), turn alone
 4- Return, bend the line
 B1 5&6- Women chain over & back
 B2 7- Line forward & back
 8- 1's 1/2 figure 8

- 8) Caller: Ann Cowen
 Title: "Scout House Reel" by Ted Sannella
 Formation: Improper Duple Minor Contra Dance

A1 1- Down 4 in line (1's in the center), turn alone
 2- Return, bend the line
 A2 3- Circle Left (1x)
 4- Women chain (1/2)
 B1 5- Women do si do (1-1/2x)
 6- Swing opposite (neighbor)
 B2 7- Lines forward & back
 8- 1's swing in the center

- 9) Caller: Marianne C. Jackson
Square Dance - (Simple Hot Hash)

Part I

- A1 1- Heads forward & back
2- Heads right & left thru
A2 3- Sides forward & back
4- Sides right & left thru
B1 5- All join hands & circle left (half way till home)
6- Swing corner
B2 7&8- Promenade corner (new partner) to men's place

Part II

- A1 1- Heads promenade 1/2 way round
2- Heads right & left thru
A2 3- Sides promenade 1/2 way round
4- Sides right & left thru
B1 5- All join hands & circle left (half way)
B2 6&7- Long swing with corner
8- Promenade to men's place

- 10) Caller: Annette Kirk
Title: "The Lighted Sconce" by Glen Morningstar
Formation: Improper Duple Minor Contra Dance

- A1 1&2- Women allemande right (1/2x) (4),
Swing Partner (12)
A2 3- Circle left (3/4's) till 1's are at the top
4- 2's arch, 1's duck thru this arch pulling 2's under
their own arch (end all 4 facing up)
B1 5- Lines of 4 UP the hall, turn alone
6- Return (down the hall), bend the lines
B2 7&8- Women chain over & back

Callers note: The title of this dance refers to the sconces in the old dance hall of Dearborn, Michigan where Henry Ford held dances and where dances are still held today.

- 11) WALTZ

1. Steve Zakon: CONTRA - *The Whip*
 CIRCLE - *Love and Kisses*
 CONTRA - *The Wedding Bell*
2. Fred Breunig: SQUARES - *Listen to the Mocking Bird*
 The Spanish Caballero
 CONTRA - *Pierce's Hall Stroll*
3. Ted Sannella: SQUARES - *Go Halfway Round*
 Reel Your Partner
 CONTRA - *Muriel's Tri-Contra*
4. George Hodgson: SQUARES - *The Best Things in Life are Free*
 Ma, He's Kissing Me
 CONTRA - *Hull's Victory*

5. WALTZ

I N T E R M I S I O N

6. Rick Avery & Judy Greenhill: SINGING INTERLUDE
7. Ted Sannella: CONTRA - *Contra for Margie*
8. Glenn Bannerman: CIRCLE - *Southern Hash and clogging demonstration*
9. Fred Breunig: CONTRA - *Angie's Fancy*
 CONTRA - *Twenty-fourth of June*
10. George Hodgson: SQUARE - *unnamed*
 CONTRA - *British Sorrow*
11. Steve Zakon: CONTRA - *unnamed*
 CONTRA - *The Blackbirds of Spring*
 CONTRA - *???????????*
12. WALTZ

Grand Dance with Staff Callers

7th Annual Ralph Page Legacy Weekend
 Saturday, January 15, 1994 8:00pm - 12 midnight
 Strafford Room

1) Caller: Steve Zakon

Title: "The Whip" by Tom Hinds

Formation: Improper Duple Minor Contra Dance

- A1 1- Allemande left with neighbor (1-1/2x)
- 2- Women do si do in the center (1-1/2x)
- A2 3&4- Balance & swing Partner
- B1 5- Long lines forward & back
- 6- Women chain (1/2)
- B2 7- Circle left (1x)
- 8- Right hands across (1x) to next neighbor in line

Title: "Love & Kisses" by Ted Sannella

Formation: Large Circle Mixer

- A1 1&2- Balance & swing partner
- A2 3- Women only forward to center & back
- 4- Men into the center, turn alone and come back out giving left hand to partner, right to neighbor in a wavy circle (men facing out, women facing in)
- B1 5- Balance the wave (4), allemande left partner 1x (4)
- 6- Do si do with neighbor
- B2 7&8- With neighbor start a grand right & left for 4 people, counting neighbor as #1, allemande left with #4 (1/2x), then grand right and left back to neighbor #1 (which becomes your new partner)

Title: "Wedding Belle" by Lou Shapiro

Formation: Improper Duple Minor Double Progression Contra

- A1 1&2- Balance & swing neighbor
- A2 3- Long lines forward & back
- 4- Men allemande left (1-1/2x)
- B1 5&6- Balance & swing partner
- B2 7&8- Circle left (1-1/4x), pass thru with this couple, pass thru the next couple to new neighbors (at the ends of the line- pass thru one, then immediately turn as a couple to meet the next)

2) Caller: Fred Breunig

Title: Listen to the Mocking Bird"

Formation: Square Dance

First couple promenade the outside, in the moonlight, on a June (January) night.
You swing your partner on the inside, other six go round those two. Now you kiss
that little lady if you dare.

Now you all go and swing with your corner, I say your corner. You swing your corner.
Now you go back and swing your partner. You swing while the mockingbird is singing
in the trees.

Do-si-do your corners all, do-si-do your partners everyone. You promenade your
corner around the ring.

Promenade her once around but leave her home and swing your own while the
mockingbird is singing in the trees.

Repeat for each couple in turn.

Sequence: Intro, Couple #1 lead the figure, Chorus

Couple #2, Chorus, Couple #3, Chorus, Couple #4, Chorus

Title: The Spanish Cavalier-O

Formation: Square Dance

First old couple to the right and you circle four hands round and you right and you
left right thru there.

The ladies you chain and then you swing that opposite gal. You swing with your
gay caballero.

Take that lady to the next, etc. (repeat above with this couple)

Take that lady to the last, etc. (repeat with this couple).

Everybody swing.

It's a right hand to the one you have, a left hand to the next. It's a grand old
right and left, just go halfway around the set.

Take that pretty girl, promenade. You promenade back home. You promenade your
gay caballero.

Repeat for each couple in turn.

Sequence: Intro, Figure (led by man #1), break,

Figure (led by man #2), break, Figure (led by man #3),
break, Figure (led by man #4), break

2) Caller: Fred Breunig (Continued)

Title: "Pierce Hall Stroll" by Fred Breunig (1982)

Formation: Improper Duple Minor Contra Dance

- A1 1- Women do si do
 2- Men left shoulder do si do (1-1/2x)
 A2 3&4- Swing partner (on women's side)- end facing down
 for the 1's, end facing up for 2's
 B1 5- Stroll: arm in arm with partner, promenade up or
 down (turn corner at ends)
 6- Wheel around as couples, return to place
 B2 7&8- Right hands across (men in front of partner, 1-1/2x
 till men are in progressed position); women chain
 to their neighbor.

3) Caller: Ted Sannella

Title: "Go Halfway Round" by Ralph Page

Formation: Square Dance

Heads separate, go half way around, sides pass through (8)

All swing your own across from home (8)

Allemande left your corner (4)

Do-si-do your own (8)

All the gents go across the square (4)

Balance the opposite, then you swing (16)

Take your corner and promenade, once around to the gent's home place (16)

Repeat for heads.

Repeat twice for sides.

Title: "Reel Your Partner" A Ted Sannella variant
 of a Ralph Page dance

Formation: Square Dance

Right elbow reel with your partners all, go twice around (8)

Now your corner with the left elbow, go twice (8)

Around your own with a do-si-do (8)

Allemande left your corner, walk right by your own (8)

Balance the next and swing all around (16)

Promenade to the ladies home place (16)

Repeat three more times

3) Caller: Ted Sannella (continued)

Title: "Muriel's Tri-Contra" by Muriel Miller

Formation: Threesomes facing threesomes across a contra set
(man between 2 women)

- A1 1- Long lines forward and back
- 2- Men do si do
- A2 3- With the woman on the right, right and left thru
- 4- Right and left back
- B1 5- Four women right hand star
- 6- Same four left hand star back
- B2 7&8- Men swing the left hand women,
and end opposite each other

Note: Men must remain opposite same other man throughout.
Women move one place counterclockwise at the end of each repeat. At ends, a woman moves from one line to the other.
If men move, two women at each end will stay there.

4) Caller: George Hodgson

Title: "The Best Things in Life are Free"

Formation: Square Dance

(Intro.)

Do-si-do your corner girl, turn your partner by the left hand around.
Four ladies chain across the set, turn and chain 'em right back home.
Allemande left your corner, come home and you swing.
Swing that little lady round and promenade that ring.
Promenade around, just you and me. The best things in life are free.

(Fig.)

Join hands, circle left with everyone. Break and swing your corner girl around.
Four gents star left, go one time around. Do-si-do that same little girl around.
Allemande left your corner. Weave on by your own. See saw around the next girl.
Come back to the one you swung and promenade around, just you and me.
The best things in life are free.

Repeat three more times as above.

Title: "Ma, He's Kissing Me"

Formation: Square Dance

Ma, He's Making Eyes at Me

You allemande left your corner, walk right by your own.
Swing and whirl the next little girl.
Now join hands, circle right. It's eight hands around.
Allemande left with the old left hand, partner right, a right and left grand until
you meet that lady half way around.
Promenade now don't you see. Hey ma, he's making eyes at me. Ma, he's swinging me.

Repeat three more times.

- 4) Caller: George Hodgson (continued)

Title: "Hulls Victory"

Formation: Proper Duple Minor Contra Dance

- A1 1- 1's turn by the right 1/2, & give left hand to
neighbor (4), balance the wave (4)
2- Allemande left neighbor (2x)
A2 3- 1's allemande right (1x), give left hand to same
neighbor (4), balance same wave (4)
4- 1's swing in center
B1 5- 1's down the center, turn as a couple
6- Return, cast off (same sex)
B2 7- Right & left over "
8- Right & left back "

- 5) WALTZ

INTERMISSION

- 6) SINGING INTERLUDE by Rick Avery & Judy Greenhill

- 7) Caller: Ted Sannella

Title: "Contra for Margie" by Ted Sannella

Formation: Improper Duple Minor Double Progression Contra

- A1 1- Long lines forward and back
2- 1's swing
A2 3- Down 4 in line (1's in the center)
4- 1's (retaining joined hands throughout) arch while the
2's duck under. The 2's join nearer hands and go up
followed by the 1's whose arms are now in front of
their tummies. 1's keeping hands joined turn inward
(toward each other) to face the couple who were
following them.
B1 5- Circle left with those new neighbors
6- Do si do this new neighbor
B2 7&8- Balance and swing this new neighbor

- 8) Caller: Glenn Bannerman
Large Circle - Southern Hash and clogging demonstration

9) Caller: Fred Breunig

Title: "Angie's Fancy"

Adapted to contemporary preference from the traditional
"Angette's Fancy"

Formation: Proper Triple Minor Contra Dance

- A1 1&2- 3's swing, while 1's & 2's cross the set, pass partners
by the right shoulder; turn individually and walk down
single file (below 3's)
- A2 3- First the 2's and then the 1's, still walking single
file, cross the set passing opposite sex dancer by
right shoulders and walk up to progressed position
- 4- Long lines forward and back
- B1 5- 1's and 2's star right
6- Same four star left
- B2 7- 1's & 3's right and left over (same sex)
8- Same 4 right and left back " "

Title: "Twenty-fourth of June" by Steve Schnur

Formation: Improper Duple Minor Contra Dance

- A1 1- Do si do neighbor
2- Allemande right neighbor (1-1/2x) to form wavy long lines
(women facing out, men facing in)
- A2 3- Balance the wave, men cross to other side & face out
while women loop to the right 1/2 to face in - all
reform wavy lines along set (partner in right hand)
- 4- Balance the waves, women cross to the other side & face
out while men loop right to face in & reform waves
(neighbor in right hand)
- B1 5- Repeat phrase 3
6- Swing partner
- B2 7&8- Circle left (1-1/4x), California twirl in a new place to
face the next neighbor in line

10) Caller: George Hodgson

Title: (Unnamed Square) - more or less extemporaneous

Formation: Square Dance

(Fig.)

Head couples right and left thru. Right and left back.

Side couples right and left thru. Right and left back.

Allemande left your corner, do-si-do your partner. Take your corner and promenade.

Repeat using ladies chain in place of right and left thru.

(break)

Head gents with corners go forward and back. Same four circle left.

Back with a left hand star. Pick up your partner with an arm around.

Back right out, join hands and circle eight until the gents are at the heads.

Ladies face, grand square. Reverse.

Swing your corner. Promenade.

Repeat figure using stars (right, then left)

Repeat figure using right and left thru but starting with the sides.

Repeat break.

10) Caller: George Hodgson (continued)

Title: "British Sorrow"

Formation: Proper Triple Minor Contra Dance

- A1 1- 1's down the outside past 2 couples, come into the middle
 2- Up the center to neighbors, cast off
- A2 3- Star right with couple #3
 4- Star left with couple #2
- B1 5&6- All six circle to the right once around
- B2 7&8- 1's with the couple above (couple #2) right and left
 thru over and back

11) Caller: Steve Zakon

Title: (Unnamed)

Formation: Contra Dance

Title: "Blackbirds of Spring" by Al Olson

Formation: Proper Duple Minor Contra Dance

- A1 1- 1's down the outside past 2 couples, come into the center
 2- Up the center, and cast off with same sex neighbor
- A2 3&4- 1's turn contra corners (near the end of turning contra
 corners 1's hold onto 2nd corner by the left hand and
 give right hand to 1st corner to form waves along the
 lines - 1's facing out)
- B1 5- Balance the waves, gypsy 1st corner by the right shoulder
 6- Gypsy 2nd corner by the left shoulder
- B2 7&8- 1's balance and swing in the center

Title: "Gene's Genius" by Tony Parkes

Formation: Improper Duple Minor Contra Dance

- A1 1&2- Balance and swing neighbor
- A2 3- Men allemande left (1-1/2x)
 4- Swing partner
- B1 5- Right and left thru across
 6- Circle left 3/4's, pass thru up and down the set
- B2 7- With new couple star right (1x)
 8- With original couple star left (1x) - back to new
 neighbors to start the dance again

12) CLOSING WALTZ

Fred Breunig's Workshop: "Lesser-Known Chestnuts 2"

7th Annual Ralph Page Legacy Weekend
 Sunday, January 16, 1994 9:00 - 10:30am
 Strafford Room

Title: "Green Mountain Volunteers"

Formation: Improper Duple Minor Contra Dance

- A1 1&2- 1st woman sashay down and back with 2nd man while 1st man balance and swing with 2nd woman
- A2 3&4- Reverse (1st woman balance and swing, 1st man sashay)
- B1 5- 1's down the center, turn alone
- 6- Return, cast off with the 2's
- B2 7&8- Women chain over & back

Title: "New Century Hornpipe"

Formation: Proper Duple Minor Contra Dance

- A1 1&2- 1's allemande right (1-1/2x) (12),
 1's cast to 2's original place while 2's move up (4)
- A2 3&4- Women chain over and back
- B1 5- Long Lines forward and back
- 6- 1's allemande right (1-1/2x)
- B2 7&8- Right and left thru over and back

Title: "Bonnie Lass of Aberdeen"

Formation: Proper Triple Minor Contra Dance

- A1 1&2- 1's down the outside (below #3's), 1's allemande right (1-1/2x) then cast up to 2's position, 2's moving up
- A2 3- Forward and back 6 across the set
- 4- 1's allemande right 1 3/4's (end with #1 man between couple #2, and #1 woman between couple #3)
- B1 5- Forward and back 6 (up and down the set)
- 6- Do si do the person you are facing
- B2 7&8- (1's are still standing between 2 people in those lines of 3. In this next figure, the person to the immediate left of the #1's is their 1st corner, and the person to their diagonal left in the opposing line of 3 is their second corner): 1's turn 1st corner by the left hand, then turn partner in the center by the right about 1 1/4, turn second by the left hand, 1's pass in the center back to your own side in progressed place.

Editor's note: The A1 and A2 part of this dance contain particularly vigorous figures. In order to complete these transitions comfortably the sets need to be a bit more compact than usual. Fred made the comment that originally the 1-1/2 and 1-3/4 hand turns were probably only 1/2 or 3/4's around.

Fred Breunig's Workshop: "Lesser-Known Chestnuts 2" (continued)

Title: "Vermont Tempest"

-- --
| |

Formation: Tempest Formation (2 active couples in the center facing down, 2 inactive couples - one on each side - facing across. Note formation above)

- A1 1- Actives in the center down 4 abreast, turn as a couple - while the side couples move up a couple of steps
- 2- Return, active couples turn to face their nearest side couple and form a circle
- A2 3- Balance the circle twice
- 4- Circle left (1x)
- B1 5&6- Women chain over and back
- B2 7- Promenade 1/2
- 8- Right and left thru 1/2

Title: "Devil's Dream"

Formation: Improper Duple Minor Contra Dance

- A1 1- 1's down the outside and 2's up the center, turn alone
- 2- All return (4), link nearest elbow with neighbor for 1/2 turn (4)
- A2 3- 1's down the center and 2's up the outside, turn alone
- 4- All return (4), all link LEFT elbow with neighbor and turn either (1/2 or 1x around) till women are in the center (4)
- B1 5&6- Women chain over and back
- B2 7- Promenade 1/2
- 8- Right and left thru 1/2

Title: "Morning Star"

Formation: Proper Duple Minor Contra Dance

- A1 1&2- 1's right hand balance and swing
- A2 3&4- 1's left hand balance and swing
- B1 5- 1's down the center, turn as a couple
- 6- Return, cast off with the 2's
- B2 7&8- Right and left thru over and back

Ted Sannella's dances (continued)

Sunday - "Ted's Favorite Squares" 11:00 AM-12:30 PM:

1. Fluid Drive by Ted Sannella on Oct. 12, 1974

Heads go forward and back (8)
 Same four right hand star (8)
 Back with a left hand star (8)
 Heads promenade halfway, sides right and left through (8)

All join hands, circle right, go halfway around (8)
 Swing your corner (8)
 Promenade to the gent's home place (16)

Repeat for the heads
 Repeat twice for the sides

2. Swing Two Ladies Ted Sannella variant of a traditional dance

All go into the center and back (8)
 Forward again, head gents bring back two ladies (8)
 With the one on the right, allemande right, with the one on the left,
 allemande left (8)
 Do-si-do the one on the right (8)

Swing both ladies around in place (16)
 Break that swing and make a ring, circle left then that couple arch
 pop the lady home (8)
 All swing your own (8)

Repeat for side gents with two ladies
 Repeat for head ladies with two gents
 Repeat for side ladies with two gents

3. Circle to the Middle by Ted Sannella in Nov. 1964

First couple separate, go halfway around the outside (8)
 Both head couples do-si-do around your own (8)
 Those four circle left, circle to the middle, go exactly once (8)
 Pass through, split the outside two, separate around just one (8)

At the sides, go forward eight and back (8)
 Forward again, pass through, turn alone (8)
 Opposite ladies chain, over and back (16)

All eight circle left, go halfway around (8)
 Swing your corner (original partner) (8)
 Promenade once around to home (16)

Repeat for each couple in turn.

Ted Sannella's dances continued

"Ted's Favorite Squares" (continued)

4. Follow the Leader by Ted Sannella on July 16, 1954

Heads right and left through, sides right and left through, heads right and left through (overlapping figures) (16)

All circle left, go halfway around (8)

First gent drop left hand, turn back on the outside track, others follow (8)

Drop your hands, go single file halfway around (8)

Face in, circle right to the gent's home place (8)

With your new partner, balance and swing (16)

Repeat for sides with second gent active.

Repeat for heads with third gent active.

Repeat for sides with fourth gent active.

5. Pass Through and Do-si-do by Ted Sannella on July 26, 1986

Heads go forward and back (8)

Same two ladies chain (8)

Same four circle left 3/4, pass through (8)

With the one you meet (your corner), do-si-do (8)

Same corner, allemande right then head for home (4)

With your partner, allemande left (4)

Swing your corner (8)

Promenade once around to the gent's home place (16)

Repeat for the heads.

Repeat twice for the sides.

6. Pioneer Polka Quadrille by Ted Sannella on June 3, 1955

Heads polka around the inside, those two ladies stand back to back (16)

Sides polka around those two, all four ladies stand back to back (16)

Gents promenade single file (CCW) all the way around (16)

Left to your partner, right to the next and balance (4)

Turn half on the left, right to the next (4)

Balance again, turn on the left, go all the way around (8)

Ladies grand chain, over and back (16)

Take your corner and promenade once around to the gent's home place (16)

Repeat for the heads.

Repeat twice for the sides.

7. Quadrille Joveux by Ted Sannella on Oct. 29, 1960

Heads go forward and back, sides go forward and back, head ladies chain, side ladies chain, head ladies chain, sides right and left through, heads lead to the right, circle to a line at the sides (overlapping figures) (32)

Forward eight and back (8)

Gents go forward, do-si-do the opposite gent, return to the line (8)

Forward eight and back again (8)

Gents turn that (same) gent by the left, go $1\frac{1}{2}$ (8)

Balance and swing the opposite lady (original corner) (16)

Promenade once around to the gent's home place (16)

Repeat for the heads.

Repeat twice for the sides.

8. New Year's Eve Square Ted Sannella variant of Abe Kanegson dance

Heads go forward and back (8)

Heads right and left through, then face your own (8)

Heads do-si-do your own, back away and join the sides (8)

Forward eight and back (8)

Sides right and left through (8)

Allemande right your corner, allemande left your own, swing your corner (16)

Promenade halfway around to the gent's home place (8)

Repeat for the heads.

Repeat twice for the sides.

9. Roger's Grand Chain by Roger Whynot

Head ladies chain to the right (8)

Ladies grand chain (8)

New head ladies chain to the right (8)

Ladies grand chain (to original partner) (8)

All swing your corner (12)

Next corner, allemande left (4)

Promenade with the one you swung, once around to the gent's home place (16)

Repeat for the heads.

Repeat twice for the sides.

"Ted's Favorite Squares" (continued)

10. Virginia Reel Square by Ted Sannella on July 16, 1954

First couple go down the center, swing the opposite then join the sides at the end of a line of four at the sides (16)
 Forward eight and back (8)
 First couple turn once by the right, turn the next in line once by the left (9)

 First couple turn by the right, go $1\frac{1}{2}$ around (8)
 Turn the next in line by the left, go once around (4)
 First couple turn by the right, go $1\frac{1}{2}$ around (8)
 All allemande left your corner (4)
 All swing your own at home (8)

Repeat for each couple in turn.

11. The Merry-go-round Ted Sannella variant of a traditional dance

(This is an extemporaneous dance with the following structure:)


First lady/gent turns various others in the square by the right/left hand and finishes by swinging her/his partner in the center while the other six circle left around the outside. All promenade to home.

Second lady/gent does the same (or similar).

Third lady/gent does the same (or similar).

Fourth lady/gent does the same (or similar).

Note: Swings are sometimes substituted for hand turns.



Sunday Farewell Party

7th Annual Ralph Page Legacy Weekend
 Sunday, January 16, 1994 1:45-3:45pm
 Strafford Room

- 1) Caller: Ted Sannella
 Title: "Concordance" by Ted Sannella
 Formation: Improper Duple Minor Contra Dance
- A1 1- Allemande right with neighbor (1-1/2x)
 2- Half hey for four, men pass by left shoulder to start
- A2 3&4- Balance and swing neighbor
- B1 5- Long lines forward and back
 6- Men do si do (1-1/2x)
- B2 7- Swing partner
 8- Circle four to the left 3/4's around, pass thru to next

- 2) Caller: John Wallace
 Title: "Fiddle Hill Jig"
 Formation: Improper Duple Minor Contra Dance
- A1 1- Do si do neighbor
 2- 1's Do si do
- A2 3- Allemande left neighbor
 4- 1's swing in center, end facing down
- B1 5- Down 4 in line (1's in center), turn alone
 6- Return, ends close to form a circle
- B2 7- Circle left
 8- Star left

Callers note: This dance was a Ralph Page favorite.

- 3) Caller: Fred Breunig
- Title: "The New Floor's Revenge"
 Formation: Sicilian Circle
 (couples facing Ccw are #1's, others are #2's)

- A1 Ladies chain, over and back.
 1's split the 2's with a mirror image do-si-do
- A2 1's split the 2's, pass this couple and two more (inside) as the 2's also move forward passing three couples (outside).
- B1 Meet the fourth couple, join hands in a ring, balance, circle left half way.
 Circle right all the way round.
- B2 2's arch, all dip and dive back to the couple you were with.
 Swing your partner. Finish facing original direction.

3) Caller: Fred Breunig (continued)

Title: "Chorus Jig"

Formation: Proper Duple Minor Contra Dance

- A1 1- 1's Down the outside, turn alone
 2- Return to place
 A2 3- 1's down the center, turn alone
 4- Return, cast off with the 2's
 B1 5&6- 1's turn contra corners
 B2 7&8- 1's balance and swing

4) Caller: George Hodgson

Title: "Marching Through Georgia"

Formation: Square Dance

First old couple promenade around the inside and face out.
 Side couples fall in line, lady in front, gent behind.
 Sashay to the right. Sashay back to place and hold your line.
 Forward march, the lady go right, the gent go left.
 Pass right by your partner in the manner of the day (ladies inside)
 Forward and you swing your partner, swing to places all.
 Promenade, go single file.
 Hip, hip, hooray, you're going the wrong way.
 Hip, hip, hooray, go back the other way.
 When you get home in you own back yard, everybody swing.
 Repeat for each couple in turn.

Title: Old Gray Bonnet

Formation: Square Dance

Head two couples cross over through those fields of clover (right and left thru).
 Side couples do the same.
 Do-si-do your corner, do-si-do your partner. Give your partner a swing.
 Swing the four ladies to the center, leave them back to back. Gents promenade around
 the outside track.
 Pass by your partner and swing the next girl.
 Now you allemande left your corner, do-si-do your partner. Promenade your partner.
 Repeat as above.
 Repeat twice starting with the sides.

Wait 'til the Sun Shines Nellie

Head couples right and left thru. Right and left back.
 Right and left with the right hand two. Right and left back.
 Then you allemande left your corner, do-si-do your partner.
 Take that corner girl and promenade.
 Wait 'til the sun shines Nellie, bye and bye.

Repeat using ladies chain in place of right and left thru.
 Repeat for the sides with right and lefts thru.
 Repeat for the sides with ladies chains.

4) Caller: George Hodgson's (continued)

Coming Round the Mountain

(see notes from Saturday 1:45 PM session)

I Want a Girl

(see notes from Saturday 1:45 PM session)

5) Caller: Steve Zakon

Title: "Three, Thirty Three, Thirty Three" by Steve Zakon

Formation: Improper Duple Minor Contra Dance

- A1 1- Balance with neighbor #1 (4), grand right and left up and down the set to #3 (4)
 2- Balance neighbor #3 (4), box the gnat with same (4)
 A2 3&4- Grand right and left back to original neighbor #1 and swing
 B1 5- Circle left 3/4's
 6- Swing partner
 B2 7- Long lines forward and back
 8- Women do si do (1-1/2x) onto the next

Title: "With Thanks to the Dean" by Steve Zakon

Formation: Improper Duple Minor Double Progression Contra

- A1 1- Allemande left below (1-1/2x)
 2- Women chain (1/2)
 A2 3- Women allemande right (1x)
 4- Swing partner
 B1 5&6- Circle left (1x), slide left to new couple and circle left 3/4's with them
 B2 7- Do si do new neighbor (1x)
 8- Allemande right same (1-1/2x) onto the next neighbor in line

6) CLOSING WALTZ



INDEX OF DANCES

A

Al's Safeway Produce, 4
 Alamo Circle, 5
 Angie's Fancy, 36
 April's Hornpipe, 17

B

Best Things in Life..Free, 34
 Bill Bailey, 24
 Blackbirds of Spring, 37
 Bonnie Lass of Aberdeen, 38
 Boston Two Step, 15
 British Sorrow, 20, 37
 Buffalo Quadrille, The, 24

C

Chorus Jig, 46
 Circle to the Middle, 40
 Coming Round the Mountain, 22
 Concordance, 45
 Contra for Margie, 35

D

Dabney Hall, 28
 Devil's Dream, 39

E

F

Fiddle Hill Jig, 45
 Fiddleheads, 10
 Fluid Drive, 40
 Follow the Leader, 41
 Forward Six & Back, 4
 Fox Hollow Fancy, 9
 French Four, 4

G

Gene's Genius, 37
 Go Halfway Round, 33
 Grand Dance, 30
 Grand Square Quadrille, 5
 Green Mountain Volunteers, 38

H

Happy Hobo, 27
 Head Two Ladies Cross Over, 15
 Holborn March, 16
 Hull's Victory, 35

I

I Like Mountain Music, 22
 If You Knew Susie, 22
 Instant Basket, 26
 I Want a Girl, 23

J

Just Because, 18

K

L

Lady Walpole's Reel, 16
 Life on the Ocean Wave, 15
 Lighted Sconce, The, 29
 Listen to the Mockingbird, 32
 Little Log Cabin, 7
 Love & Kisses, 31

M

Ma He's Kissing Me, 34
 Manana, 22
 Marching Through Georgia, 46
 Marian's Delight, 6
 Mary Cay's Reel, 6
 Merry-Go-Round, The, 43
 Monadnock Reel, 6
 Morning Star, 39
 Muriel's Tri-Contra, 34
 My Little Girl, 23

N

Nellie Bly, 17
 New Century Hornpipe, 38
 New Floor's Revenge, The, 45
 Newlywed's Reel, 28
 New Year's Eve Square, 42
 Nice Combination, The, 8
 94 South Street, 9

D

Old Gray Bonnet, 46

P

Partner's Delight, 26
 Pass Through & Do-si-do, 41
 Pierce Hall Stroll, 33
 Pioneer Polka Quadrille, 41
 Portland Fancy, 18

Q

Quadrille Joyeux, 42
 Queen Victoria, 7

R

Red River Valley, 7
 Red Wing, 24
 Reel Your Partner, 33
 Rocket Reel, 9
 Rod's Right & Left, 23
 Roger's Grand Chain, 42
 Rory O'More, 8
 Rose Tree, The, 17
 Route, The, 24
 Rye Waltz, 19

S

Saletan's Double Star, 28
 Salmon Chanted Evening, 6
 Scout House Reel, 28
 Shadrack's Delight, 10
 Shut in a Pillbox..., 8
 (Simple Hot Hash), 29
 Smoke on the Water, 20
 Sneak Preview, 26
 Solstice March, The, 10
 Spanish Cavalier-O, The, 32
 Swing Two Ladies, 40

T

Three, Thirty Three..., 47
 Twenty-fourth of June, 36

U

Unnamed Square, 36

V

Vermont Tempest, 39
 Virginia Reel Square, 43

W

Wait.....Sun Shines Nellie, 46
 Wedding Bells, 31
 When You Wore a Tulip, 23
 Whip, The, 32
 With Thanks to the Dean, 47

X

Y

Z